

University of Manitoba
Security Services Department



**University
of Manitoba**

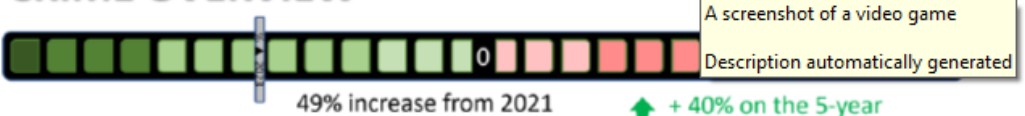
Being Safe on
Campus
January 9, 2025

Discussion

- Physical Security & Response
- Assurance Patrols
- CCTV
- Emergency Management & Response Coordination
(internal and external)
- Social Media Risk Monitoring
- Investigations & Policy Ramifications
- Safety Plans for Individuals
- Unauthorized persons on campus
- 911 or #555 or 555

STATISTICAL HIGHLIGHTS 2023

CRIME OVERVIEW



STAFFING

	Q1	Q2	Q3	Q4
Authorized	37	35	33	34
Recruitments	35	33	34	33

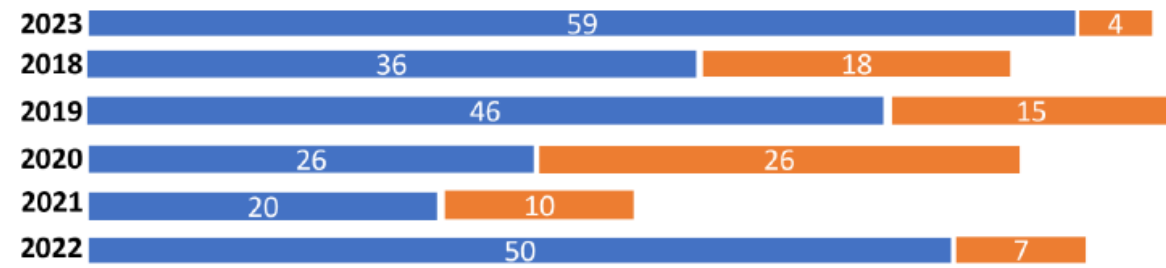
Authorized
41
Recruitments
Continuous

First and last week of Q is represented

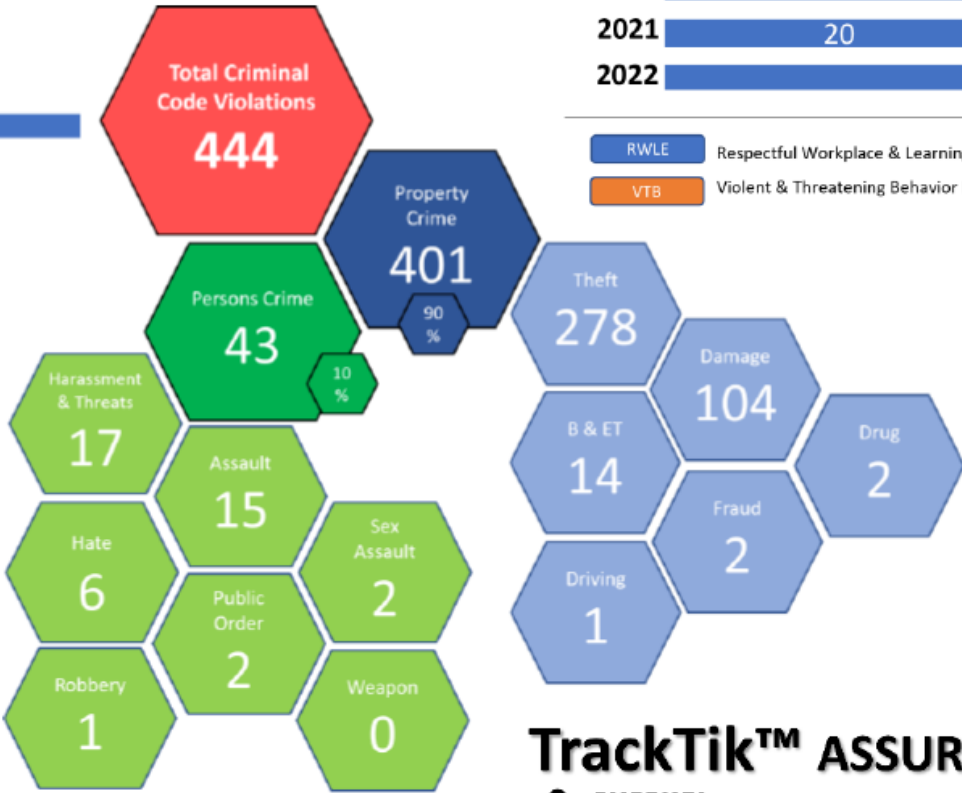
ALARMS



POLICY EVENTS



RWLE Respectful Workplace & Learning Environment Policy
 VTB Violent & Threatening Behavior Policy



7872
Number of calls resulting in a dispatch
+6% over 2022
+38% in last three years

TrackTik™ ASSURANCE PATROLS & SCAN POINTS



Fort Garry Campus
 Bannatyne Campus

Institutional Safety Officers

WHAT ARE THEY,
WHO DOES IT HELP?
WHAT DOES IT MEAN
TO US?

Key Information Gaps at a Glance

Authority	Function	
Security Guard	<ul style="list-style-type: none">• The Highway Traffic Act• The Intoxicated Persons Detention Act• The Mental Health Act• The Petty Trespasses Act• Liquor, Gaming and Cannabis Control Act• Smoking and Vapour Products Control Act	No
ISO	<ul style="list-style-type: none">• The Highway Traffic Act• The Intoxicated Persons Detention Act• The Mental Health Act• The Petty Trespasses Act• Liquor, Gaming and Cannabis Control Act• Smoking and Vapour Products Control Act	Yes

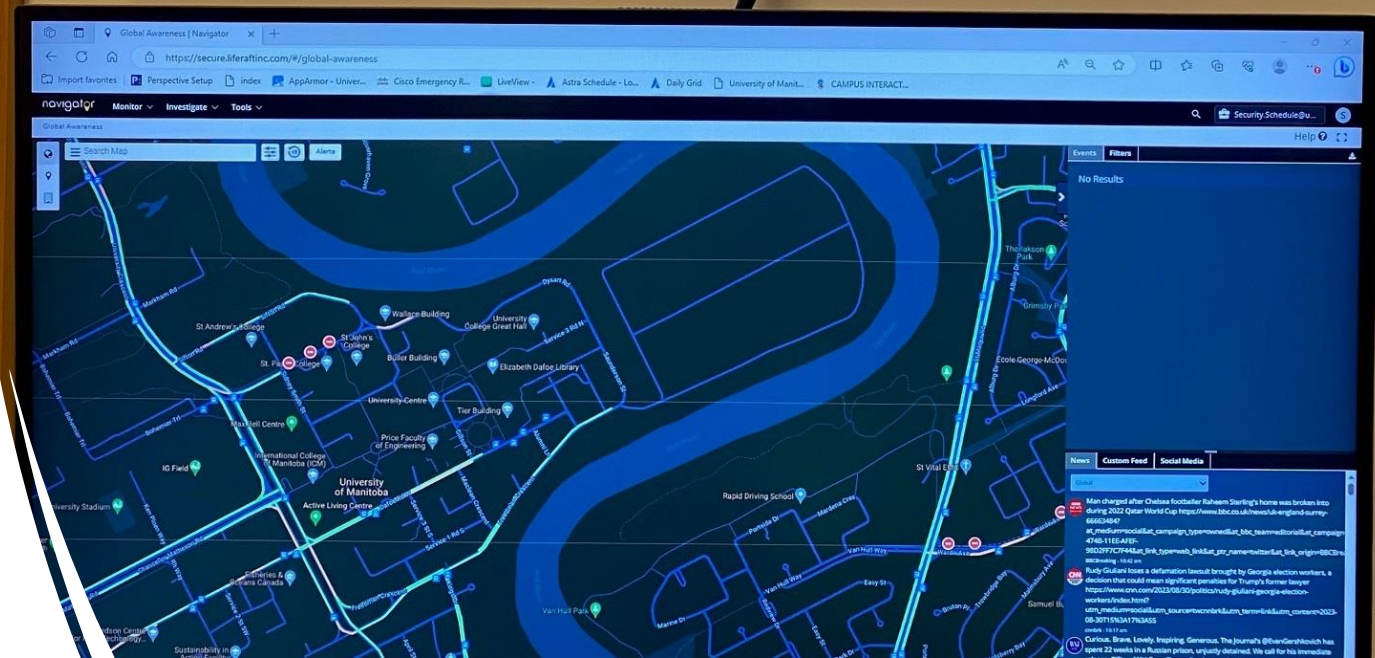
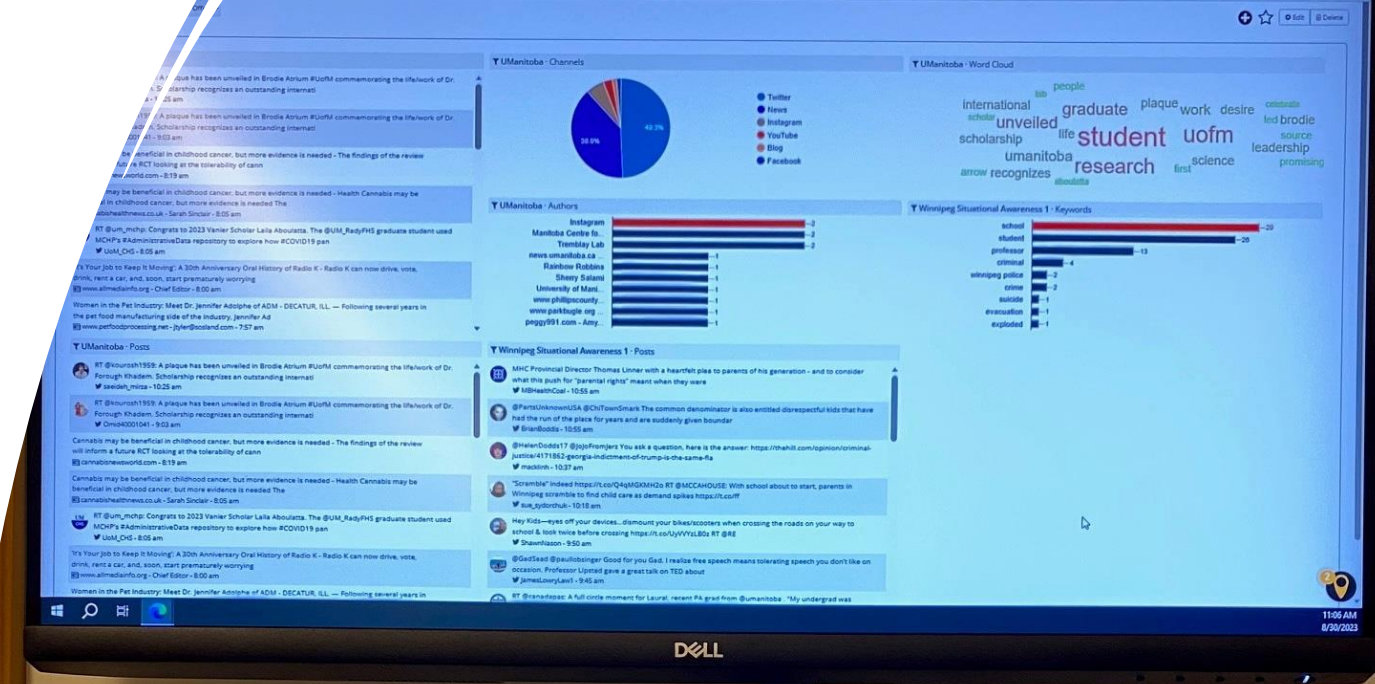
Campus Safety



- Student Orientations & Organizations
- Faculties and Support Staff

Social Media

- Geography
- Key words - open source only
 - X (twitter)
 - Boards
 - Reddit
 - Facebook
 - Fusion – Darkweb
 - Exclusions





Press the button to activate

- They provide direct, two-way communication with Security Services. Guards will always attend when a call is placed.
- A blue light at the top of the pole will flash when activated.



Emergency Panic Buttons

- Panic buttons are located in various locations in buildings around campus.
- They can be activated to call for help when a person feels they are in danger or require emergency assistance.
- When pressed, it sends a signal to the alarm monitoring station and security personnel will be dispatched.

Emergency Red Phones

- Red phones provide direct, two-way communication with Security Services.
- Located in key locations in buildings around both campuses.
- In an emergency, simply push the button to be connected with Security Services. Guards will always attend.





Safe Walk Program

- Free service in which Security Services will accompany an individual from one location on campus to another.
- Available 24/7 at both campuses.
- Safe Ride Program available at the Bannatyne campus.
- To request a Safe Walk, contact our office, approach our staff, or use our mobile safety app.



Mobile Safety App: UM Safe



- The U of M has its own custom branded safety app called UM Safe.
- The app was created to enhance the safety of students, staff and faculty on campus.
- Some features of the app involve interaction with Security Services and some will be optional.



UM Safe App

- The app has various safety features and resources, including:
 - Mobile Blue Light
 - Work Alone
 - Incident Reporting
 - Friend Walk
 - Support Resources

Mobile Safety App: UM Safe

- The app is free to download from the App Store and Google Play

UM Safe
UofM Mobile

Install

1K+ Downloads

Everyone ⓘ

UM Safe is the official safety app of University of Manitoba.

10:40



University
of Manitoba

UM Safe



Campus Security WorkAlone

WorkAlone Session In Progress

Remaining time: 57 minutes.

Check-In Interval: Every 15 minutes.

 Back

 Emergency

 Cancel

11:13



University
of Manitoba

UM Safe



Mobile BlueLight

Please select your campus below. Then tap the "CALL NOW" button on the next page to simultaneously send your location to and call Campus Security. They will receive your location in real-time and talk to you on the phone.

This function will send your device's location services capabilities to Campus Security and initiate a call to Dispatch.



Bannatyne Campus



Fort Garry Campus

11:08



University
of Manitoba

UM Safe



Mobile BlueLight

Confirm Location Share and Emergency Call

Tap the button to simultaneously send your location to and call Campus Security. They will receive your location in real-time and talk to you on the phone.

This function will send your device's location services capabilities to Campus Security and initiate a call to Dispatch.

Number: 204-474-9341



CALL NOW

Please note: Your device must have calling capabilities and location services to use this feature.

Location Map

Map Satellite

Map showing location near University of Manitoba. Landmarks include Victoria General Hospital, Shoppers Drug Mart, Golden Loong, Canada Post, Moco Condos, Fairway Woods Luxury Apartments, Winnipeg Soccer Federation South, University of Manitoba Outdoor Tennis Courts, COVID-19 Testing Clinic, Richardson Centre for Food Technology, and various other businesses and buildings.

Mobile BlueLight Details

Start Time: Jun 14th 2022, 10:49 am

Duration: 1 minutes

Latitude: 49.8061981201172

Longitude: -97.1398620605469

Device ID: 216F1AC3-1873-4E28-8761-FA731F6541CE

User Info:

- Username: chris.bohonis@umanitoba.ca
- First Name (Required): Chris
- Last Name (Required): Bohonis
- Phone Number (10 digits): 2042931401

Approximate Address: Westbound Dafoe at University, Winnipeg, MB R3T 1Z2, Canada

Get Approximate Address Stop Tracking Hide Details

Active Walks

Map showing active walks. A green line indicates the path taken, starting near the University Centre and moving towards the south. Landmarks include Elizabeth Dafoe Library, University Centre, Price Faculty of Engineering, Arthur V. Mauro Student Residence, Mary Speechly Residence, and others.

Active Connections

Hide Panel Clear Inactive

- Mobile BlueLight
 - Start Time: Jun 14th 2022, 10:49 am
 - Duration: 1 minutes

Safety and Security Tips

- Do not leave valuable items such as textbooks, laptops, cell phones, etc. unattended for any period of time.
- Most crimes on campus are crimes of opportunity.
- Always secure your personal belongings with a lock when using lockers on campus.



WARNING



**NEIGHBORHOOD WATCH
PROGRAM IN FORCE**

**WE IMMEDIATELY REPORT
ALL SUSPICIOUS ACTIVITIES**

Safety and Security Tips

- Do not provide access to labs, offices, or buildings, including residence buildings, to people who do not have access to those areas or are not authorized to be there.
- Do not allow people to piggyback on your access. Anyone requiring access can contact Security Services for assistance.
- Report any suspicious or criminal activity to Security Services.

Personal Safety Tips

- Walk in well-lit areas and avoid isolated parts of campus.
- Use the buddy system when coming to or leaving the campus.
- Call Security Services for a Safe Walk.
- Download the UM Safe app.





CONTACT INFORMATION

Security Services Contact Us

- Non-Emergency: (204) 789-3330 (Bannatyne Campus)
- Non-Emergency: (204) 474-9312 (Fort Garry Campus)
- Safe Walk: (204) 474-9312
- UM Safe App

- **Emergency:** 555 from any University phone
- **Emergency:** #555 from BellMTS or Rogers Wireless
- Email: Emergency_Response@umanitoba.ca
- Code Blue stations or Emergency Red Phones on campus

- <https://umanitoba.ca/security/>



Questions?