

University of Manitoba
Security Services Department



**University
of Manitoba**

Graduate Student
Orientation

Sept. 1st, 2022



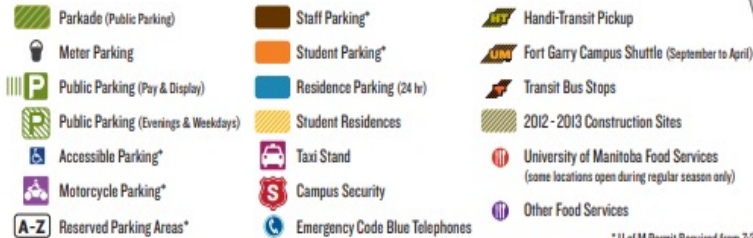
Fort Garry Campus: 423 University Crescent, Welcome Centre building

- Located across from the Active Living Centre

Fort Garry Campus



FORT GARRY CAMPUS

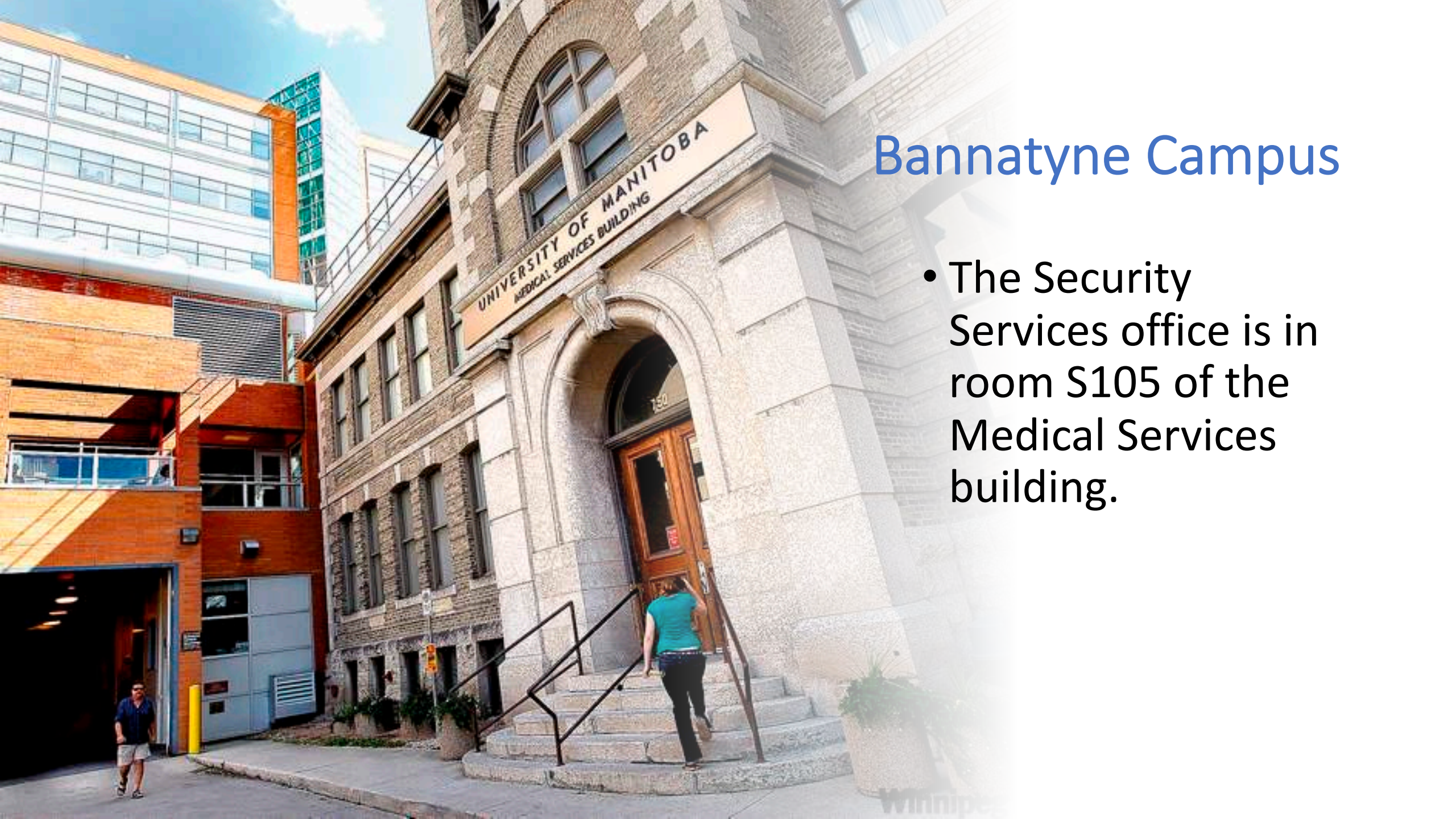


* U of M Permit Required from 7:30 am - 4:30 pm

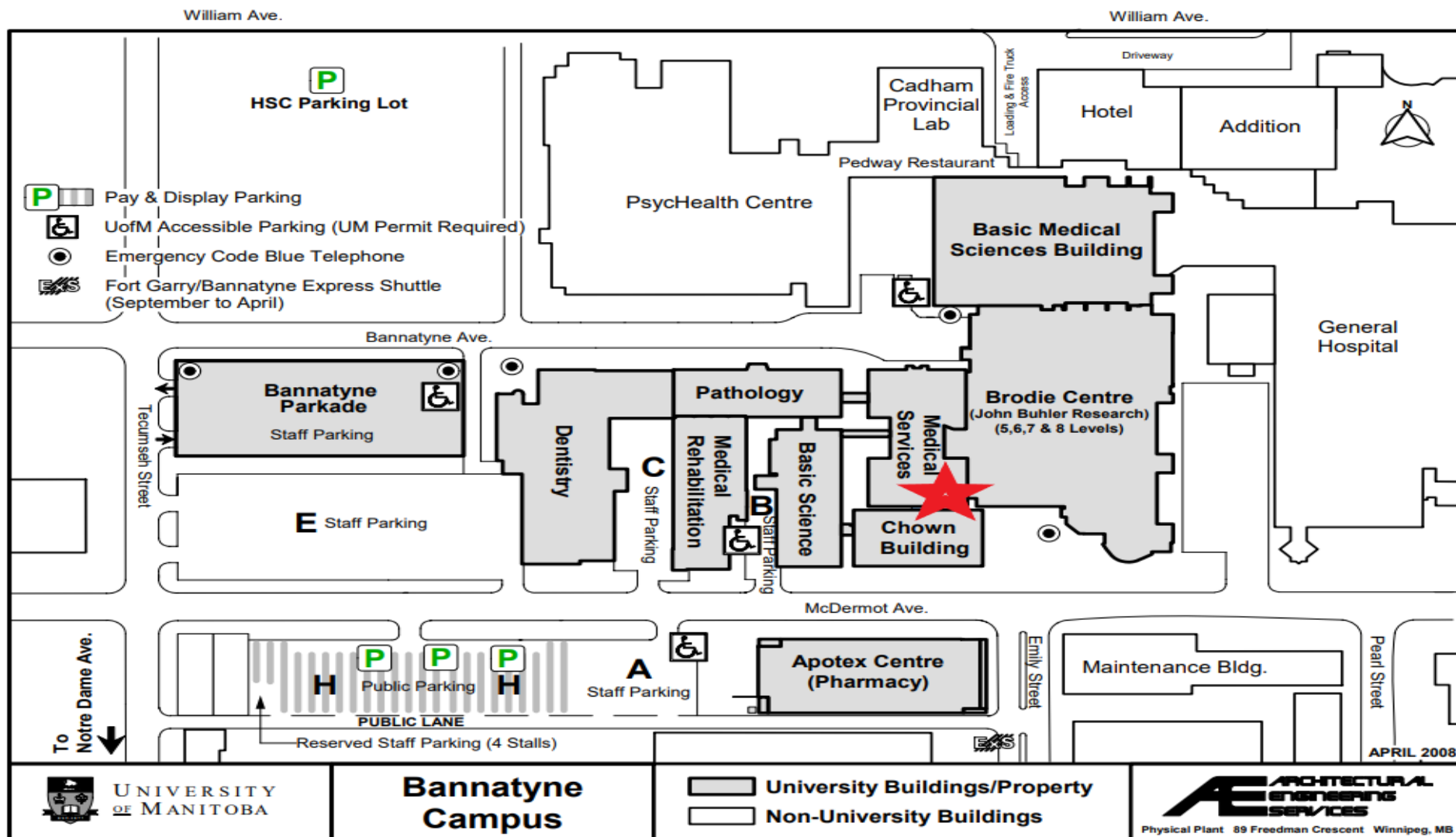


Bannatyne Campus

- The Security Services office is in room S105 of the Medical Services building.



Bannatyne Campus



Security Services – What we do

- Security Services responds to all calls for service on campus, including medical emergencies, alarms, public assistance, etc.
- Security staff are available 24 hours a day.
- Priority #1: Personal safety.
- Priority #2: Protection of property and assets.
- We are here to serve the community.



A photograph of two police officers in uniform sitting at a desk in a control room. They are facing several large computer monitors. The top row of monitors displays a grid of small video feeds, likely from various cameras. The bottom row of monitors shows larger video feeds and some graphical data. The officers are looking at the screens, and one is using a mouse. The room appears to be a modern police dispatch or monitoring center.

Programs, Services & Safety Initiatives

- Safe Walk/Safe Ride Program
- Emergency Red Phones/Code Blue stations.
- Mobile safety App: UM Safe
- Safety Tips
- Covid-19 Information
- Video Monitoring



Safe Walk Program

- Free service in which Security Services will accompany an individual from one location on campus to another.
- Available 24/7 at both campuses.
- Safe Ride Program: currently suspended due to COVID.
- To request a Safe Walk, contact our office, approach our staff, or use our mobile safety app.

Emergency Red Phones

- Red phones provide direct, two-way communication with Security Services.
- Located in key locations in buildings around both campuses.
- In an emergency, simply push the button to be connected with Security Services. Guards will always attend.





Code Blue Stations

- Code blue stations are located at various locations around both campuses.
- There are 16 code blue stations at the Fort Garry Campus and 4 at the Bannatyne Campus.



Press the button to activate

- They provide direct, two-way communication with Security Services. Guards will always attend when a call is placed.
- A blue light at the top of the pole will flash when activated.



Emergency Panic Buttons

- Panic buttons are located in various locations in buildings around campus.
- They can be activated to call for help when a person feels they are in danger or require emergency assistance.
- When pressed, it sends a signal to the alarm monitoring station and security personnel will be dispatched.

Mobile Safety App: UM Safe



- The U of M has its own custom branded safety app called UM Safe.
- The app was created to enhance the safety of students, staff and faculty on campus.
- Some features of the app involve interaction with Security Services and some will be optional.



UM Safe App

- The app has various safety features and resources, including:
 - Mobile Blue Light
 - Work Alone
 - Incident Reporting
 - Friend Walk
 - Support Resources

Mobile Safety App: UM Safe

- The app is free to download from the App Store and Google Play



UM Safe
UofM Mobile

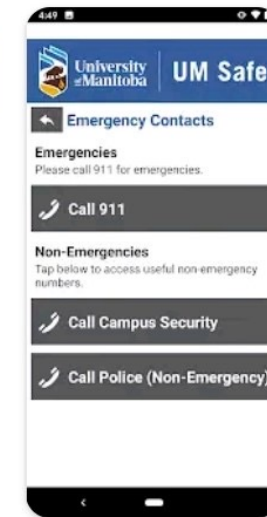
Install

1K+

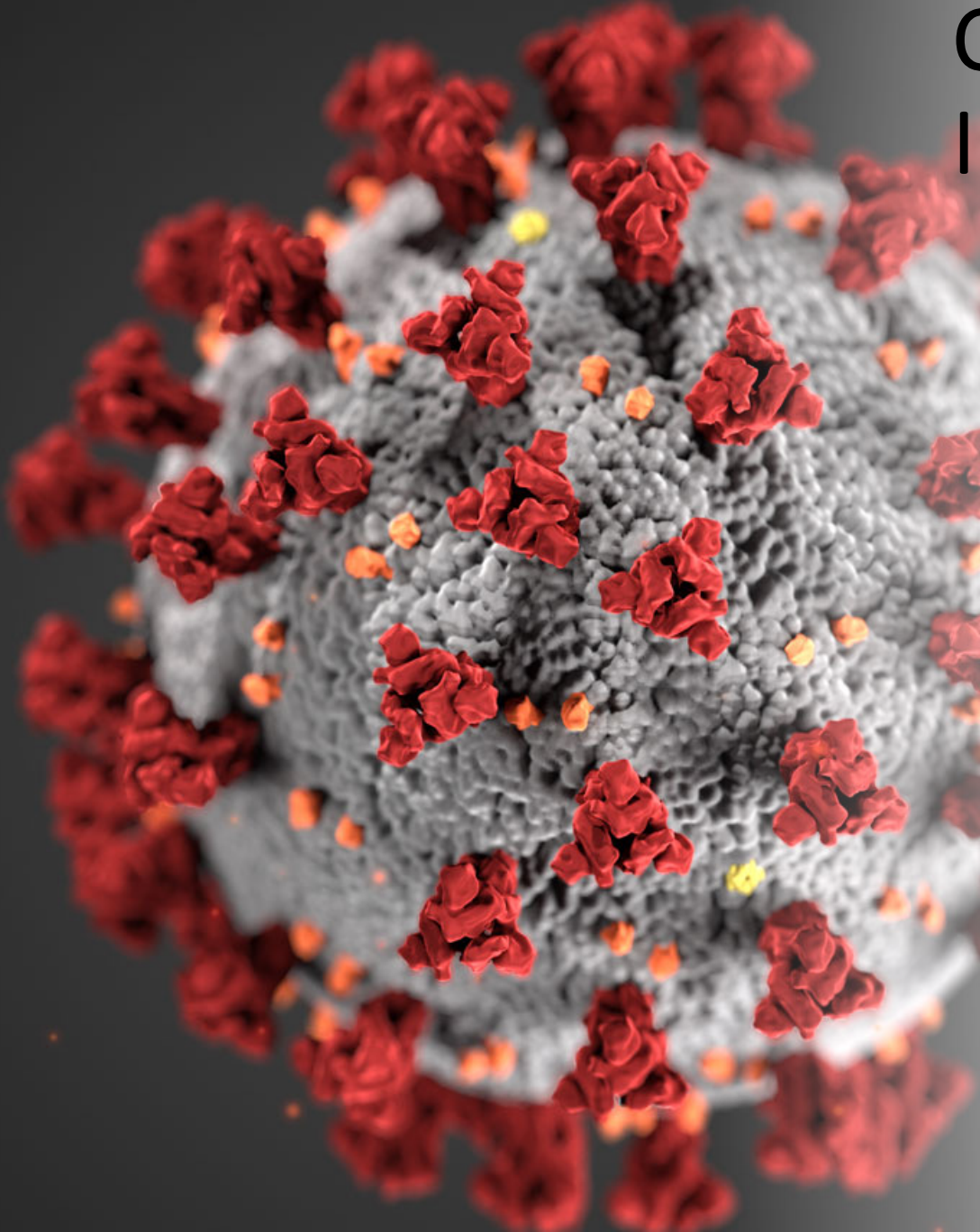
Downloads

E

Everyone ⓘ



UM Safe is the official safety app of University of Manitoba.



Covid-19 Information

- Masks are to be worn at all times, inside all University buildings.
- Masks are not required outdoors.
- Designated eating areas are set up on campus and are to be used for eating only.
- Tables and chairs in eating/studying areas are not to be moved to facilitate group chat or study.
- For further information:

<https://umanitoba.ca/coronavirus>

Safety and Security Tips

- Do not leave valuable items such as textbooks, laptops, cell phones, etc. unattended for any period of time.
- Most crimes on campus are crimes of opportunity.
- Always secure your personal belongings with a lock when using lockers on campus.



WARNING



**NEIGHBORHOOD WATCH
PROGRAM IN FORCE**

**WE IMMEDIATELY REPORT
ALL SUSPICIOUS ACTIVITIES**

Safety and Security Tips

- Do not provide access to labs, offices, or buildings, including residence buildings, to people who do not have access to those areas or are not authorized to be there.
- Do not allow people to piggyback on your access. Anyone requiring access can contact Security Services for assistance.
- Report any suspicious or criminal activity to Security Services.



Personal Safety Tips

- When walking, appear confident and always be aware of your surroundings.
- Know where the nearest Code Blue or Red Phone is located.
- Avoid wearing headphones or earbuds while walking, as they prevent you from hearing your surroundings.

Personal Safety Tips

- Walk in well-lit areas and avoid isolated parts of campus.
- Use the buddy system when coming to or leaving the campus.
- Call Security Services for a Safe Walk.
- Download the UM Safe app.





U-Lock secures rear wheel and frame, with additional cable to secure front wheel.



U-Lock secures front wheel only, leaving rest of bicycle vulnerable to theft.



U-Lock secures rear wheel and frame.



U-Lock secures bicycle frame only, leaving both wheels vulnerable to theft.



Cable lock secures rear wheel and frame.



Cable lock secures rear wheel only, leaving rest of bicycle vulnerable to theft.

Bike Security

- Bike thefts are a common problem around the city in the warmer months, including on campus.
- Additional cables can work in tandem with the U-lock to add extra security.
- Lock your bike using a U-lock. Place the lock around the frame and attach it directly to the bike rack.

Bike Security

- Use designated bike racks, bike compounds or bike lockers on campus.
- The bike station is located on the ground level of the University Parkade. The bike station is a covered, enclosed parking facility for 100 bikes, secured with a card lock system.
- The University of Manitoba offers 18 secure bike lockers located across the Fort Garry Campus, providing a personal, weather protected and secure enclosure for your bicycle.
- Report any suspicious activity to Security Services.





CONTACT INFORMATION

Security Services Contact Us

- Non-Emergency: (204) 789-3330 (Bannatyne Campus)
- Non-Emergency: (204) 474-9312 (Fort Garry Campus)
- Safe Walk: (204) 474-9312
- UM Safe App
- Emergency: 555 from any University phone
- Emergency: #555 from BellMTS or Rogers Wireless
- Email: Emergency_Response@umanitoba.ca
- Code Blue stations or Emergency Red Phones on campus
- <https://umanitoba.ca/security/>

FOLLOW US ON TWITTER





Questions?