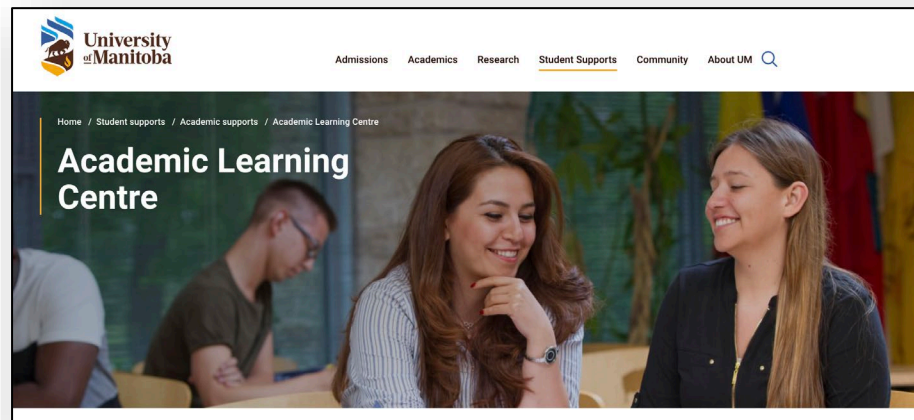


Writing a Thesis Statement



Academic Learning Centre



**University
of Manitoba**





Writing a Thesis Statement

- What is a thesis statement?
- How do I write an effective thesis statement?
 - Relevant to the assignment question
 - Analytical
 - Clear for the reader



What is a thesis statement?

What does a thesis statement *do*?



Photo by Kathy B.





A thesis statement ...

provides the direction and “roadmap”
of your paper in 1 - 2 sentences.



Photo by Kathy B.

After reading your thesis statement, your reader should
be able to

- state the main point (argument) of your paper
- outline the major sections of your paper



A thesis statement ...

is your concise answer (in 1 – 2 sentences) to the research question.

Research Paper: Sociocultural Trends in Birthing

The Focus

Over the past 20 to 30 years, government interest and involvement in midwifery has shifted in Canada. In a well-structured research paper of 1200 to 1500 words, briefly discuss the shift (max of 250 words). Then, provide an analysis of the political and sociocultural factors that have led to this shift.

Sources

Your analysis should be based on information from at least five scholarly sources. These sources must include at least two of the following:

- (1) "Reclaiming birth, health and community: Midwifery in the Inuit villages of Nunavik, Canada" by V. Van Wagner, B. Epoo, J. Nastapoka, and E. Harney. This is the article that you are summarizing this week for your summary assignment #4.
- (2) "Delivering Diversity: Newly Regulated Midwifery Returns to Manitoba, Canada, One Community at a Time" by M. Kreiner. You can find this article by searching the CINAHL database.
- (3) "From Nursing Outposts to Contemporary Midwifery in 20th Century Canada" by K. Plummer. You can find this article by searching the CINAHL database.

Structure of the Research Paper

- Your paper should include an introduction with a clear thesis statement that provides your reader with the direction for the paper.
- The body paragraphs should be focused and support the direction provided in the thesis statement. Ideas in the body of the paper should be well-developed, using examples from your sources.
- The paper should end with a brief conclusion that pulls together all of the ideas in the paper.

Formatting

Your paper should adhere to the JAPA formatting and referencing guidelines discussed in class.

Deadlines for the Paper

Nov 24	Draft 1
Dec 8	Draft 2

Research Paper Marking Rubric

Content & Organization (/ 15)

Introduction (/ 5)

- The introduction draws the reader into the specific topic of the paper. In other words, ideas in the introduction are not overly general.
- The thesis statement reflects an analytical, informed approach to the topic.
- The thesis statement provides an effective roadmap for the paper.

The Body Paragraphs (/ 10)

- All major points in the body paragraphs are clearly connected to the main theme of the paper.
- Each body paragraph introduces an idea that is distinct from others in the paper and advances the line of reasoning in the paper.
- All claims made in the paper are supported with relevant evidence.
- Information from at least five sources (including the three required readings) is integrated into the argument.
- The research paper addresses all parts of the assignment.
- The ideas in the paper are presented in a research paper of 1000 to 1200 words.

APA Citation and Referencing (/ 10)

- In-text citations are provided for all information taken from sources.
- Ideas from other sources are summarized, paraphrased, or quoted. In all paraphrases, words and sentence structures have been changed from their original source.
- All aspects of APA formatting listed in the "APA Checklist" have been covered off.

Language Usage (/ 5)

- A variety of sentence structures are used throughout the paper.
- Ideas are connected using appropriate connectors and punctuation.
- The paper has been proofread for surface errors. (I would suggest reading the paper out loud to catch minor errors.)
- Words are well-chosen.

Assignment guidelines used with permission



The Structure of a Thesis-Driven Paper

The introduction

- introduces your specific topic
- includes your thesis statement

- References**
- Kornelsen, J., Kotaska, A., Waterfall, P., Willie, L., & Wilson, D. (2011). Alienation and resilience: The dynamics of birth outside their community for rural First Nations women. *Journal of Aboriginal Health*, 7(1), 55-64.
- Van Wagner, V., Epoo, B., Nastapoka, J., & Harney, E. (2007). Reclaiming birth, health, and community: Midwifery in the Inuit villages of Nunavik, Canada. *Journal of Midwifery & Women's Health*, 52(4), 384-391. <https://doi.org/10.1016/j.jmwh.2007.03.025>

An Analysis of the Practice of Evacuating Pregnant Women from their Home Communities in Canada

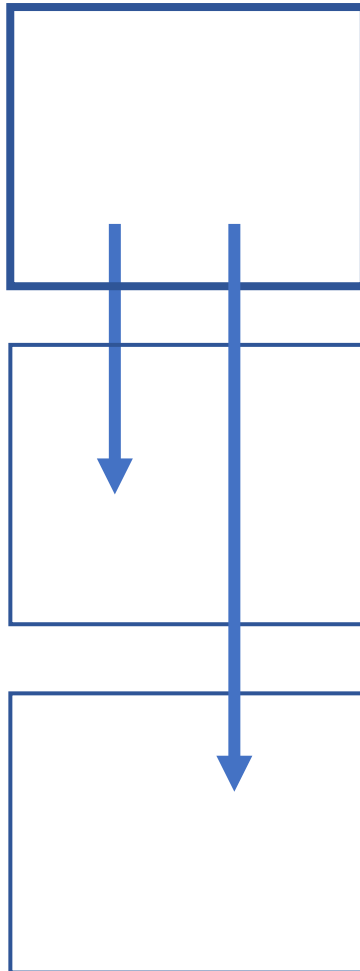
Over the past few decades in Canada, many women have not given birth in their home communities. On the contrary, Canada has a tradition of evacuating women who live in some rural communities in the final month of their pregnancies. The practice of evacuating pregnant women took firm hold in the 1970s when pregnant women were routinely moved from their northern homes to hospitals in the south to give birth (Van Wagner et al., 2007). While it might seem that this practice occurred only decades ago, evacuation continued into the 2000s in some Canadian communities. In Bella Bella / Waglisla, a First Nations community in British Columbia, the practice of evacuating women increased in the early 2000s (Kornelsen et al., 2011). **Evacuating pregnant women from their home communities is problematic as it results in ...**

Sample introduction used with permission





The Structure of a Thesis-Driven Paper



The Introduction

- introduces the specific topic
- gives the reader your thesis statement

Step 1 / Section 1

Step 2 / Section 2





Example Thesis Statement

Throughout her career, Hahn Oberlander has connected built spaces with their natural environments by putting into action principles of sustainability and by creating landscape designs that connect the built space to the natural world.



Example Thesis Statement

Throughout her career, Hahn Oberlander has connected built spaces with their natural environments by putting into action principles of sustainability and by creating landscape designs that connect the built space to the natural world.

What main point will the essay writer show in the paper?



Example Thesis Statement

Throughout her career, **Hahn Oberlander has connected built spaces with their natural environments** by putting into action principles of sustainability and by creating landscape designs that connect the built space to the natural world.

What **main point** will the essay writer show in the paper?



Example Thesis Statement

Throughout her career, **Hahn Oberlander has connected built spaces with their natural environments** by putting into action principles of sustainability and by creating landscape designs that connect the built space to the natural world.

2. How will the paper be organized? How will the writer show that Hahn Oberlander connects built spaces and their environments?



Example Thesis Statement

Throughout her career, Hahn Oberlander has connected built spaces with their natural environments **by putting into action principles of sustainability** and **by creating landscape designs that connect the built space to the natural world.**

2. How will the paper be organized? How will the writer show that Hahn Oberlander connects built spaces and their environments?



How do I get to an effective thesis statement?

An Analysis of the Practice of Evacuating Pregnant Women

from their Home Communities in Canada

Over the past few decades in Canada, many women have not given birth in their home communities. On the contrary, Canada has a tradition of evacuating women who live in some rural communities in the final month of their pregnancies. The practice of evacuating pregnant women took firm hold in the 1970s when pregnant women were routinely moved from their northern homes to hospitals in the south to give birth (Van Wagner et al., 2007). While it might seem that this practice occurred only decades ago, evacuation continued into the 2000s in some Canadian communities. In Bella Bella / Waglisla, a First Nations community in British Columbia, the practice of evacuating women increased in the early 2000s (Kornelsen et al., 2011). **Evacuating pregnant women from their home communities is problematic as it results in ...**

References

- Kornelsen, J., Kotaska, A., Waterfall, P., Willie, L., & Wilson, D. (2011). *A*
The dynamics of birth outside their community for rural First Na
Aboriginal Health, 7(1), 55-64.
- Van Wagner, V., Epoo, B., Nastapoka, J., & Harney, E. (2007). Reclaimin
community: Midwifery in the Inuit villages of Nunavik, Canada..
Women's Health, 52(4), 384-391. [https://doi-](https://doi-org.uml.idm.oclc.org/10.1016/j.jmwh.2007.03.025)
[org.uml.idm.oclc.org/10.1016/j.jmwh.2007.03.025](https://doi-org.uml.idm.oclc.org/10.1016/j.jmwh.2007.03.025)



1. Know your research question: Study your assignment instructions

Research Paper: Sociocultural Trends in Birthing

The Focus

Over the past 20 to 30 years, government interest and involvement in midwifery has shifted in Canada. In a well-structured research paper of 1200 to 1500 words, briefly discuss the shift (max of 250 words). Then, provide an analysis of the political and sociocultural factors that have led to this shift.

Sources

Your analysis should be based on information from at least five scholarly sources. These sources must include at least two of the following:

- (1) "Reclaiming birth, health and community: Midwifery in the Inuit villages of Nunavik, Canada" by V. Van Wagner, B. Epoo, J. Nastapoka, and E. Harney. This is the article that you are summarizing this week for your summary assignment #4.
- (2) "Delivering Diversity: Newly Regulated Midwifery Returns to Manitoba, Canada, One Community at a Time" by M. Kreiner. You can find this article by searching the CINAHL database.
- (3) "From Nursing Outposts to Contemporary Midwifery in 20th Century Canada" by K. Plummer. You can find this article by searching the CINAHL database.

Structure of the Research Paper

- Your paper should include an introduction with a clear thesis statement that provides your reader with the direction for the paper.
- The body paragraphs should be focused and support the direction provided in the thesis statement. Ideas in the body of the paper should be well-developed, using examples from your sources.
- The paper should end with a brief conclusion that pulls together all of the ideas in the paper.

Formatting

Your paper should adhere to the APA formatting and referencing guidelines discussed in class.

Deadlines for the Paper

Nov 24	Draft 1
Dec 8	Draft 2

Research Paper Marking Rubric

Content & Organization (/ 15)

Introduction (/ 5)

- o The introduction draws the reader into the specific topic of the paper. In other words, ideas in the introduction are not overly general.
- o The thesis statement reflects an analytical, informed approach to the topic.
- o The thesis statement provides an effective roadmap for the paper.

The Body Paragraphs (/ 10)

- o All major points in the body paragraphs are clearly connected to the main theme of the paper.
- o Each body paragraph introduces an idea that is distinct from others in the paper and advances the line of reasoning in the paper.
- o All claims made in the paper are supported with relevant evidence.
- o Information from at least five sources (including the three required readings) is integrated into the argument.
- o The research paper addresses all parts of the assignment.
- o The ideas in the paper are presented in a research paper of 1000 to 1200 words.

APA Citation and Referencing (/ 10)

- o In-text citations are provided for all information taken from sources.
- o Ideas from other sources are summarized, paraphrased, or quoted. In all paraphrases, words and sentence structures have been changed from their original source.
- o All aspects of APA formatting listed in the "APA Checklist" have been covered off

Language Usage (/ 5)

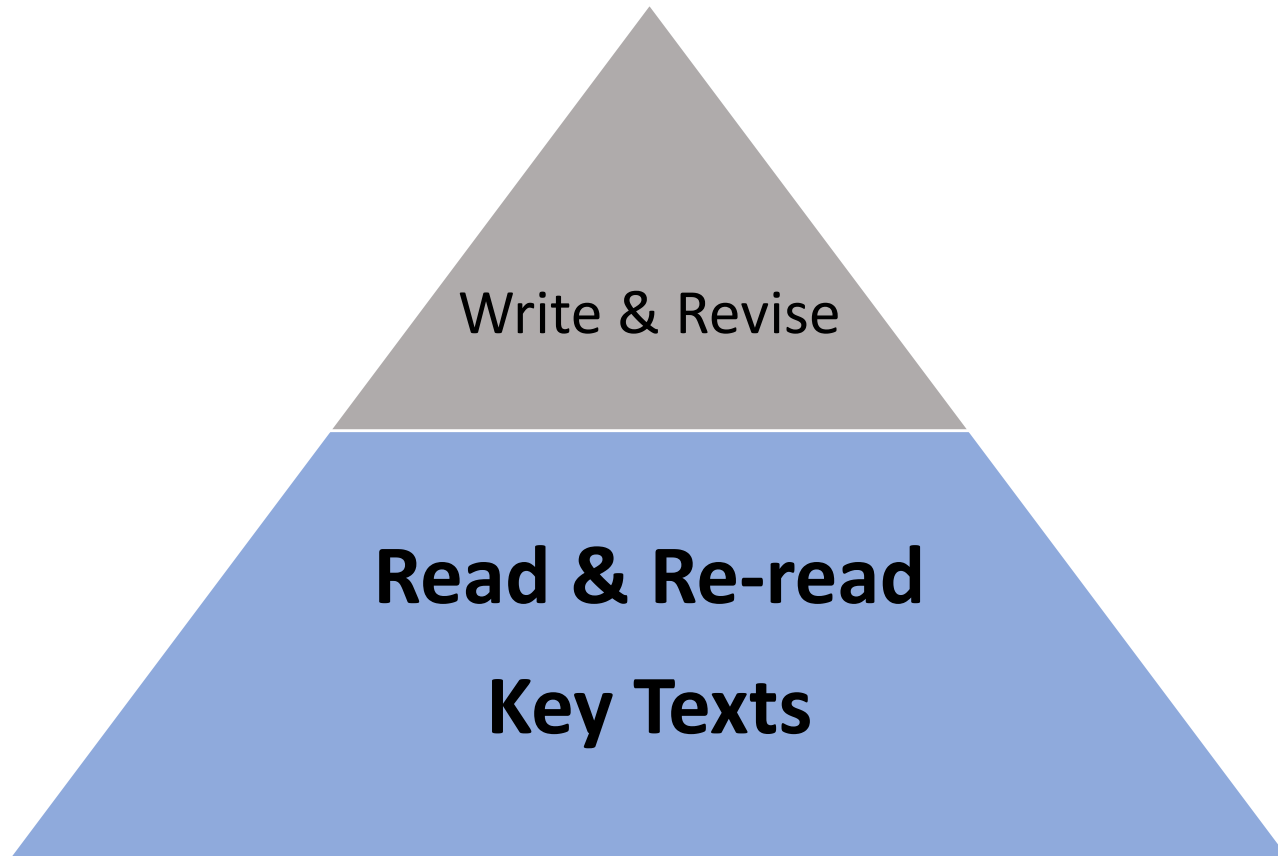
- o A variety of sentence structures are used throughout the paper.
- o Ideas are connected using appropriate connectors and punctuation.
- o The paper has been proofread for surface errors. (I would suggest reading the paper out loud to catch minor errors.)
- o Words are well-chosen.

Assignment guidelines used with permission





2. Read to construct an answer to your question



2. Read and take notes

Hahn Oberlander, C., Whitelaw, E., & Antonetti, N. (2011). Invisible mending: Nestling native plants into a boreal site. *View, 11*, 13-16. <https://www.jstor.org/stable/24708086>

p. 14 To restore the area around the construction site of the Legislative Building, plants were selected from the surrounding area. Some seeds were taken to Vancouver and stored and cared for until the building was completed and the plants could be re-planted in the North. This also allowed Hahn and her associates to create a design plan such that the area immediately surrounding the building would seamlessly flow into the larger area.

p. 14 In the article, Hahn, Whitelaw and Antonetti call this process “invisible mending” because this process restored the original landscape after construction.

p. 14 The peat bog surrounding the building, however, could not be restored in the same way. More invasive measures were taken.

Read actively:

What does this source tell me that can contribute to *my* paper?





3. Write out *your* answer to the research question

- Don't worry about using formal language.
- Focus on the clarity of your thinking.

Research Question:

My Answer (1 – 2 sentences):

After reading and thinking about this question, my understanding is that _____. The main reasons to support this are _____ and _____.





3. Write out *your* answer to the research question

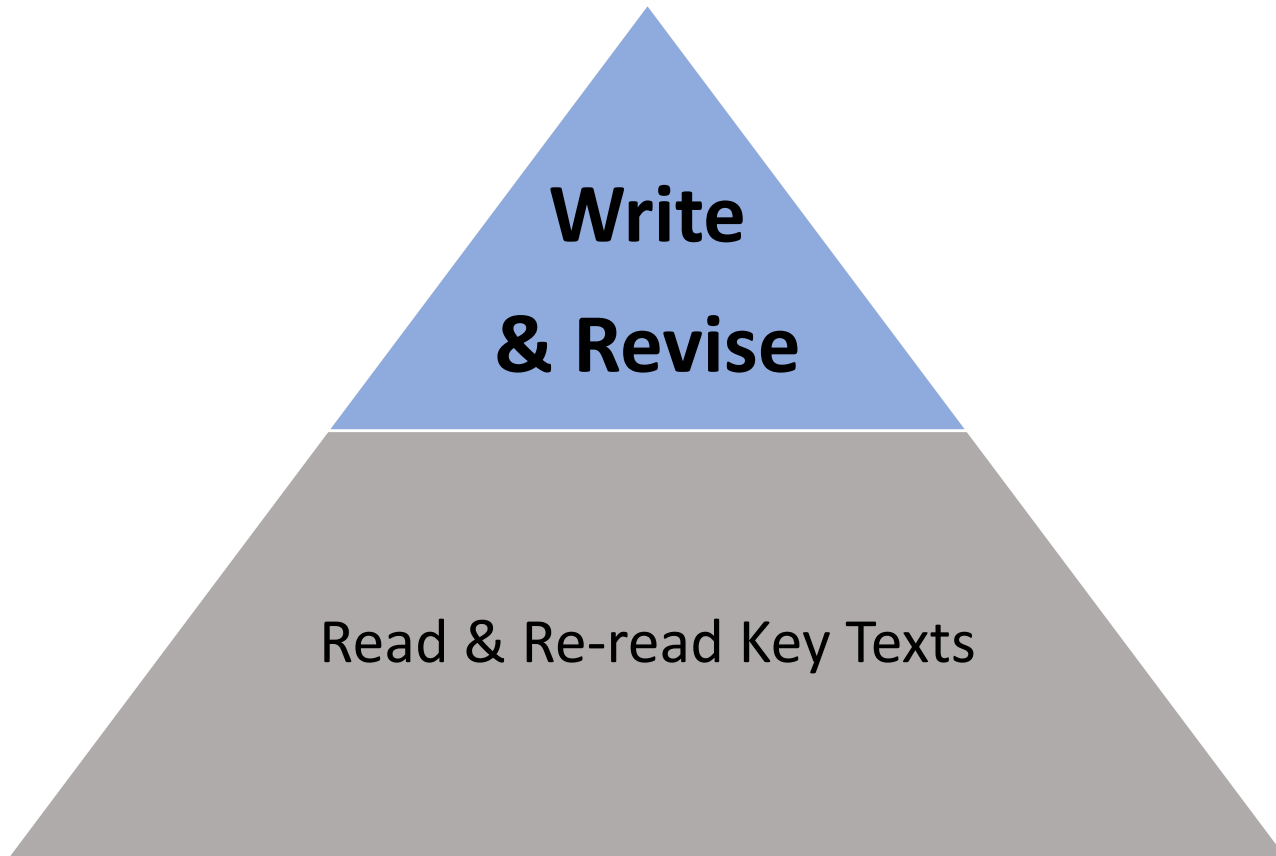
My Answer (1 – 2 sentences):

~~After reading and thinking about this question, my understanding is~~
that _____. The main reasons to support this are
_____ and _____.



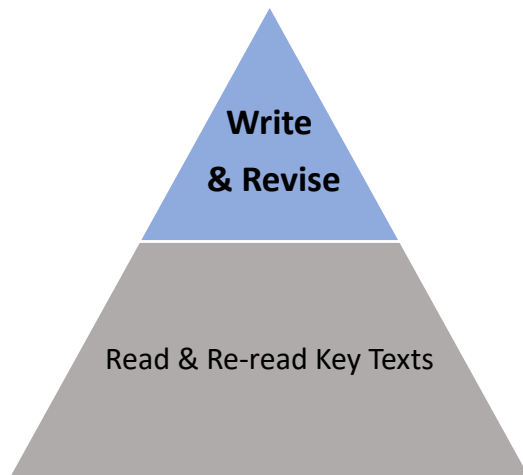


4. Revise your draft.



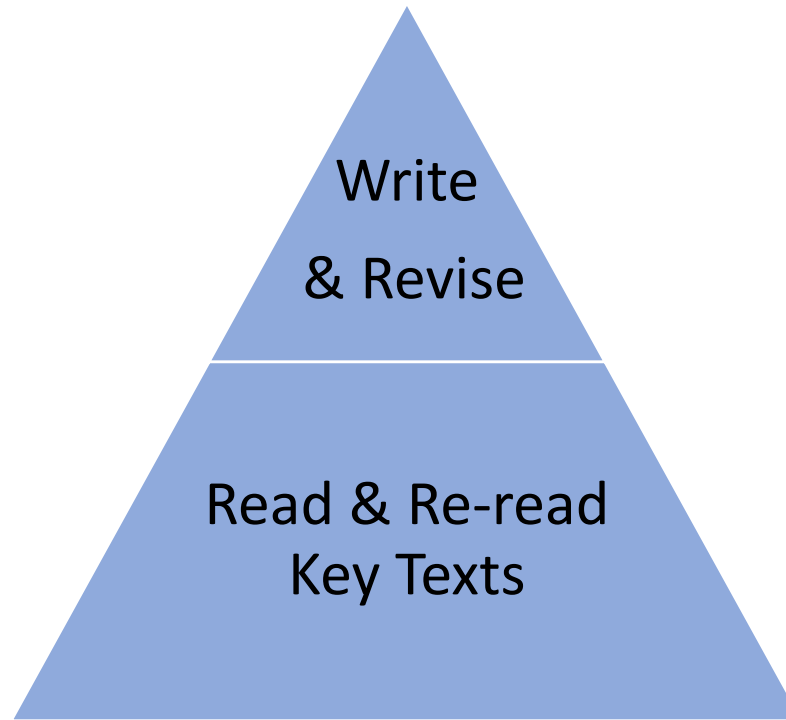


4. Revise your draft.



- Adjust your thesis statement as you write.
- Periodically check back with your assignment guidelines to make sure you're on track with the question.
- Double-check your thesis statement at the end of your writing process.





The thesis statement and outline are developed together in a process of reading, planning, writing, and revising.

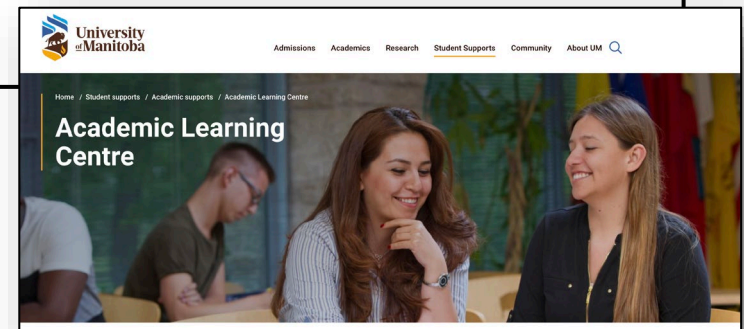


Visit the Academic Learning Centre website:

<https://umanitoba.ca/student-supports/academic-supports/academic-learning>

Contact the Academic Learning Centre:

academic_learning@umanitoba.ca





**University
of Manitoba**